



GENESIS POLYCARBONATE ENCLOSURE

Features and Benefits

- Integra's larger size, polycarbonate enclosure offering
- Light gray in color with high gloss finish
- Featuring Integra's unique "Multi-Max Rail Mounting System" (an extremely flexible interior mounting system)
- Sturdy, full length piano hinged door
- Extra rigid construction utilizing unique internal Multi-Max frame
- Brass inserts on rear wall of enclosure and on lid for more mounting options
- Brass inserts for securing mounting flanges to rear of enclosure
- Available in four non-metallic latch or three point latch configurations
- UL/C-UL-50 listed (File # E207562)

The Integra Genesis series represents the beginning of best medium sized non metallic enclosures available. The unmatched flexibility of the interior of this enclosure combined with off the shelf accessories make the first of the Genesis series enclosures ideal for almost any application.

Mechanical and Thermal	Test Spec.	Unit	Genesis Line
Instrumented Dart Impact @ 73° F		in/lb.	565
Falling Ball Impact @ 73° F	UL-746	in/lb.	900
Deflection Temperature @ 264 psi	ASTM D648	Deg. F	270
Modulus of Elasticity	rn ASTM D790	ksi	340
Temperature Range		Deg. F	-40 to 265
Flammable / UV Ratings	Test Spec.	Unit	Genesis Line
Flame Rating - UL	UL 94	-	5VA
Outdoor UV Exposure	UL	-	f1

Atex pending, contact factory for details

24 x 24 P/N	4X IP66	6P IP68	Hinged Cover	Opaque Cover	Clear Cover	Mounting Flange	Non-Metallic Locking Latch	Multi-Max Rail System	3-Point Latch	1/4 Turn Latch
G242410	✓	✓	✓	✓		✓	✓	✓		
G242410C	✓	✓	✓		✓	✓	✓	✓		
G242410TPL	✓		✓	✓		✓		✓	✓	
G242410CTPL	✓		✓		✓	✓		✓	✓	
G242410QTL	✓		✓	✓		✓		✓		✓
G242410CQTL	✓		✓		✓	✓		✓		✓
G242410-E	✓	✓	✓	✓		✓	✓			
G242410C-E	✓	✓	✓		✓	✓	✓			


Part numbers containing -E exclude Multi-Max Frame and Multi-Max Rail System®

G242410 includes the following


Enclosure, Multi-Max Frame, Set of Four Multi-Max Rails (with Screws), Two Mounting Flanges (with Screws), and Four Latches




Enclosure




Multi-Max Frame
(pre-installed)



Set of Four
Multi-Max Rail



Two Mounting Flanges



Four Latches