



GENESIS LINE OVERVIEW

■ 900 lb/in Impact Resistance

Polycarbonate is known for its high impact resistance and that is why we chose to use it as the material for our Premium Line Enclosures

■ Wide Operating Temperature Range

Polycarbonate is stable and holds its tensile strength better than other non-metallic materials over a temperature range from -40 deg F to 265 deg F.

■ Multi-Max Rail System

The MULTIPLE configurations for MAXimum options rail system provide unlimited mounting potential for your application. These rails mount vertically by attaching to the rear wall of the enclosure and to the Multi-Max frame. They can be used all around the interior of the enclosure to create three dimensional use of all of the space inside the enclosure.

■ Multi-Max Frame

This piece secures just inside the lip of the base with four Multi Max rails and combines with other molded features to provide un-matched rigidity to the Genesis enclosures.

■ Rigid full piano hinge swing panel

The genesis swing panel has an aluminum piano style hing to support the weight of the typical larger enclosure applications. The swing panel attaches to the Multi Max rails and provides rigid smooth operation

■ Panel Pads

Panel pads affix to the vertical Multi-Max rails and provide the ability for an aluminum, steel or PVC mounting panel to be set at varying heights inside the enclosure. These pads provide the ability to have multiple mounting panels at different heights. Whether it's a competitive situation or a space restriction more mounting surfaces can save space and money.

■ Multiple Latching Options

- Three point latch
- Quarter turn latch
- Non-metallic latch

■ Modifications

Full modifications services are available at Integra, including machining holes for displays, cable connectors, multi pin connectors, antennae, etc. Call us to discuss your unique requirements.


■ Customization

Custom colors, custom back panels, silk screening, sub assembly of your product, or any other tailoring of our product to your need is our job. (Minimums may apply)

■ Packaging

Standard packaging is one unit per carton, packed to ensure safe delivery to your location. If you have any special requirements for shipping, call us and we can work to meet your requirements.

MULTI-MAX FRAME*




This piece secures just inside the lip of the base with four Multi-Max rails and provide revolutionary rigidity to the enclosure and endless options for mounting. This piece comes pre-installed and is a standard component in the enclosure.

MULTIPLE LATCHING OPTIONS



- Non-metallic latch
- Three point latch
- Quarter turn latch

FLUSH FLANGE MOUNTING



The mounting flanges run flush with the enclosure base. G201608 enclosures have integrated flanges with no additional pieces to install. The G242410 enclosure has removable flanges for accessibility which are screwed onto the recessed back side providing strong and durable mounting of the enclosure.

SWING OUT PANEL KITS



The Genesis swing panel has an aluminum piano style hinge to support the weight of typical enclosure applications. The swing panel attaches to the Multi-Max Rails and provides rigid, smooth operation.

LOW PROFILE SS HINGE PIN



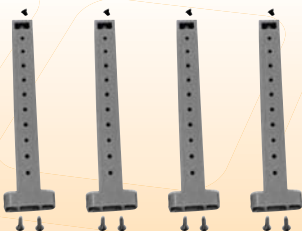
Strong, piano hinge style hinge pin provides rigid and repeatable door operation even with components mounted in the door. Easily removable cover for access and accessibility.

PAD LOCKABLE




Choose your level of security when you select our Genesis series enclosures. Latches only, self tapping screw, pad lock or tag-out are all standard capabilities for this enclosure

MULTI-MAX RAIL SYSTEM®*



The MULTIPLE configurations for MAXimum options rail system provide unlimited mounting potential for your application. These rails mount vertically by attaching to the rear wall of the enclosure and to the Multi-Max frame. They can be used all around the interior of the enclosure to create three dimensional use of all of the space inside the enclosure.

PANEL PADS*



Panel pads affix to the vertical Multi-Max rails and provide the ability for an aluminum, steel or PVC mounting panel to be set at varying heights inside the enclosure. These pads provide the ability to have multiple mounting panels at different heights. Whether it's a competitive situation or a space restriction more mounting surfaces can save space and money.

MOUNTING PANELS



Genesis enclosures were designed to have internal surface walls mountable. Back panels available in aluminum, stainless steel or PVC in a variety of sizes for additional mounting space. Side wall mounting panels also available for extra mounting space. Enclosure covers have full mounting capabilities for increased mounting flexibility.

* Pending Patents for Multi-Max Rail System and Panel Pads