

**POLY WINS THE BATTLE OF THE BOXES**

Integra's **polycarbonate** enclosures make the "battle of the boxes" an easy call. Our superior weather-resistant enclosures are combined with leading mechanical properties for effortless usage. Polycarbonate brings easy modification and untouchable durability. Accompanied by industry leading accessories, polycarbonate boxes benefit any application.

**SEVEN WAYS POLYCARBONATE BEATS FIBERGLASS AND STEEL ENCLOSURES**

	POLYCARBONATE	FIBERGLASS	STAINLESS
Lightweight	✓	✗	✗
Easy Modification	✓	✗	✗
Impact & Durability	✓	✗	✓
Reasonable Cost	✓	✓	✗
Recyclable	✓	✗	✓
No Shipping Damage	✓	✗	✓
UV Resistant	✓	✗	✓


**Lightweight**



Lighter Materials = Lighter Shipping Costs

Polycarbonate rises to the top when it comes to weight; it's up to **40% lighter** than fiberglass.

**Easy Lifting**



Polycarbonate is **lighter** than stainless steel, making one-man installation a breeze.

**Easy Modification**



Polycarbonate is an **easier** material to machine & drill and has no sharp or rough edges. There is also no risk of splintering or lung & skin irritation.

**Impact & Durability**

**TENSILE STRENGTH**

POLYCARBONATE	FIBERGLASS
900 LBS/IN <sup>2</sup>	220 LBS/IN <sup>2</sup>



The difference yields **4X the impact resistance.**


**Smooth Sailing**



All standard polycarbonate enclosures can be **modified in-house** before shipping & are rarely damaged during delivery.

**Increased Wallet Size**

Polycarbonate has a reasonable cost compared to the competition




Stainless Steel is **more expensive** than polycarbonate.

**Product Line**



**Premium Line®**

Our Premium Line enclosures are the most durable, aesthetically pleasing and non-metallic Nema UL rated enclosures available. Proven to be the most traditional product line, there are eleven different sizes equipped to handle any environment.



**Impact Line®**

For more heavy hitting environments, the Impact Line is designed to handle high impact settings. Armed with interior mounting systems, integrated mounting flanges and various latch and hinge styles, all four sizes have proven to be dependable.



**Genesis Line®**

The Genesis Line houses our largest and most technological advanced product. Our signature Multi-Max Rail System® provides endless mounting potential within your enclosure, making the 24x24x10 enclosure ideal for any application.