

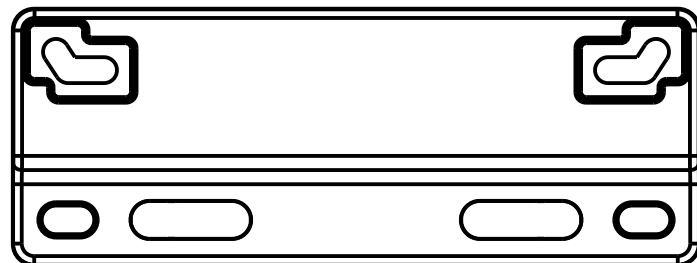
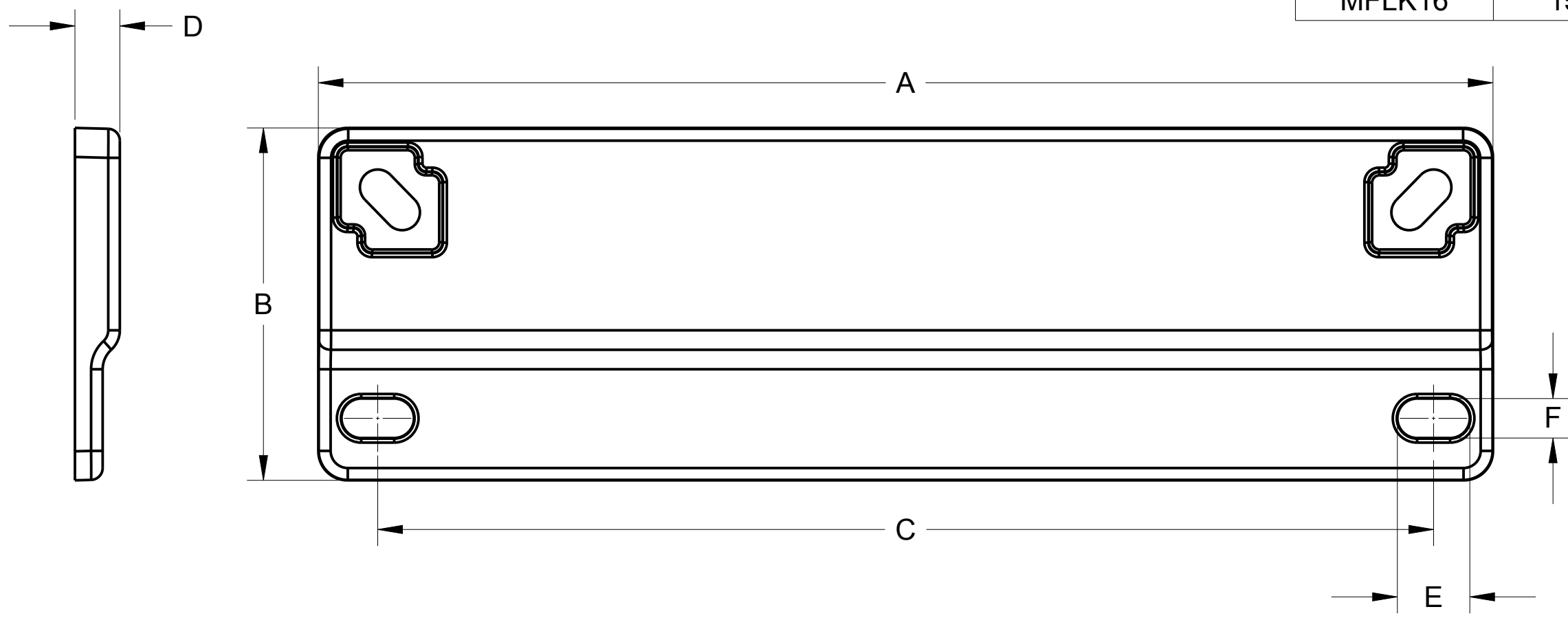
4

3

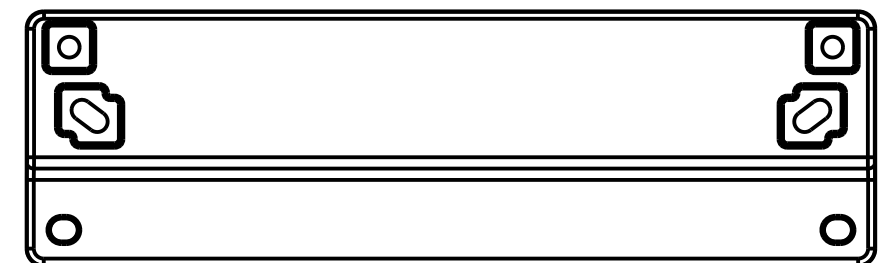
2

1

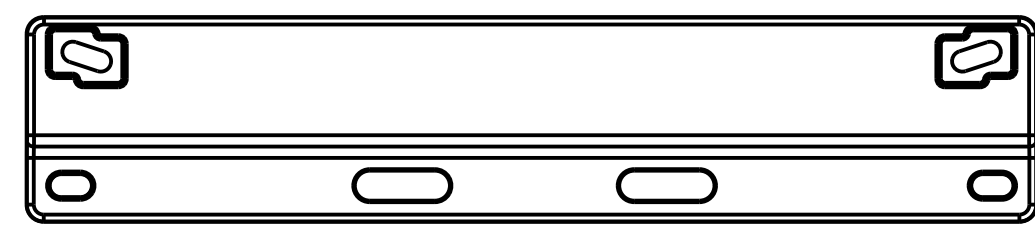
PART NAME	A	B	C	D	E	F
MFLK6	4.87	2.67	3.98	0.35	0.55	0.30
MFLK8	7.15	2.67	6.00	0.35	0.55	0.30
MFLK10	8.90	2.67	8.00	0.35	0.55	0.30
MFLK12	11.05	3.31	10.07	0.35	0.36	0.30
MFLK14	13.15	2.67	12.00	0.35	0.55	0.30
MFLK16	15.31	2.67	12.00	0.35	0.55	0.30



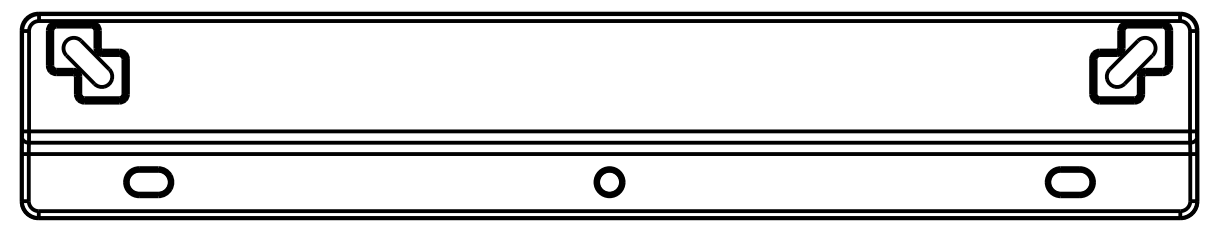
MFLK8



MFLK12



MFLK14



MFLK16

NOTE:
 ADDITIONAL VIEWS ARE SHOWN FOR
 MOUNTING FLANGES WITH EXTRA
 HOLES. SEE STP FILES FOR MORE
 DETAILS AND HOLE LOCATIONS

		MUM INDUSTRIES 8989 TYLER BLVD MENTOR, OHIO, U.S.A. (440) 269-8155 FAX (440) 269-8166	
SCALE	SHEET	DRAWN BY	
1.000	1 OF 1	M. CONSTABLE	
TITLE			
GENERIC MOUNTING FLANGE			
DATE	DRAWING NUMBER	REV	
11.10.2021	MFLKXX	D	

UNLESS OTHERWISE SPECIFIED:
 DIMENSIONS ARE IN INCHES (mm)
 AND ARE NOMINAL ONLY

PROPRIETARY AND CONFIDENTIAL:
 THE INFORMATION CONTAINED IN THIS
 DRAWING IS THE SOLE PROPERTY OF
 INTEGRA ENCLOSURES. ANY
 REPRODUCTION IN PART OR AS A
 WHOLE WITHOUT THE WRITTEN
 PERMISSION OF INTEGRA
 ENCLOSURES IS PROHIBITED.

4

3

2

1