

# 12X10X6 PREMIUM SERIES



## Features & Benefits

- **Quality material** – bases, opaque covers and clear covers are all made of high-impact, UV resistant polycarbonate.
- **Flexible interior mounting** – features the unique and patented Integra adjustable depth “T-Rail” back panel mounting system (back panel and adjustable brackets sold separately).
- **Wide range** of sizes, configurations and accessories provides capabilities for every application.
- **Brass inserts** – in corner bosses for easy component installation.
- **Standard color** – light gray with a gloss finish.
- **UL-50 / c-UL Listed** (files # E229365, # E207562)



Mounting Feet



Mounting Flanges



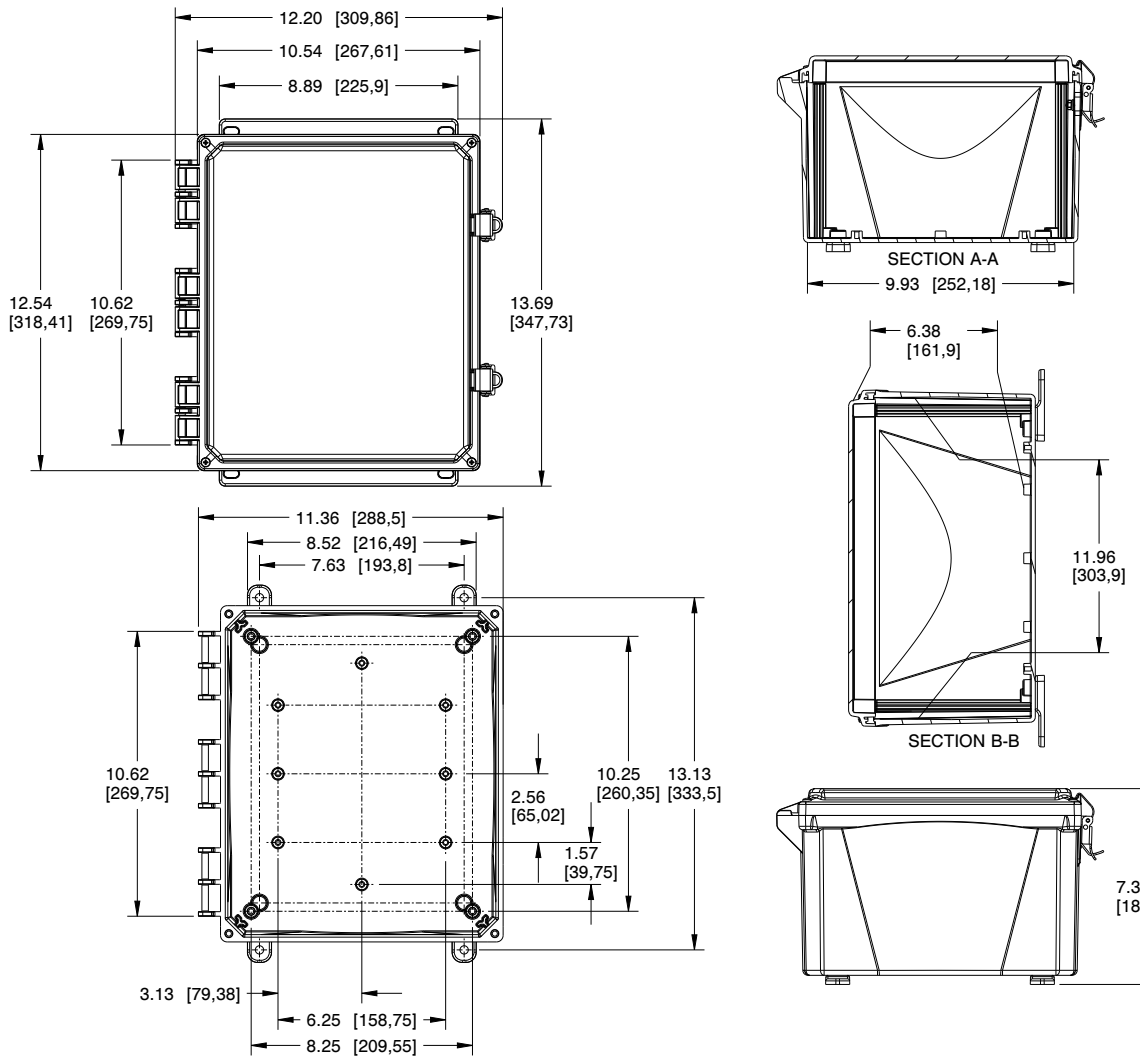
Mechanical & Thermal	Test Spec.	Unit	Rating
Instrumented Dart Impact @ 73° F	-	in-lbs	565
Falling Ball Impact @ 73° F	UL-746	in-lbs	900
Deflection Temperature @ 264 psi	ASTM D648	Deg. F	270
Modulus of Elasticity	ASTM D790	ksi	340
Temperature Range	-	Deg. F	-40 to 265
Flame Rating - UL	UL 94	-	5VA
Outdoor UV Exposure	UL	-	F1

Part Number	4X IP66	6P IP68	Hinged Cover	Screw Cover	Opaque Cover	Clear Cover	Mounting Feet	Mounting Flange	Stainless Steel Locking Latch	Non-Metallic Locking Latch
H12106S	✓	✓		✓	✓		✓			
H12106SC	✓	✓		✓		✓	✓			
H12106SF	✓	✓		✓	✓			✓		
H12106SCF	✓	✓		✓		✓		✓		
H12106H	✓		✓	✓	✓		✓			
H12106HC	✓		✓	✓		✓	✓			
H12106HF	✓		✓	✓	✓			✓		
H12106HCF	✓		✓	✓		✓		✓		
★ H12106HLL	✓		✓		✓		✓		✓	
★ H12106HCLL	✓		✓			✓	✓		✓	
H12106HFLL	✓		✓		✓			✓	✓	
H12106HCFLL	✓		✓			✓		✓	✓	
H12106HNL	✓		✓		✓		✓			✓
H12106HCNL	✓		✓			✓	✓			✓
H12106HFNL	✓		✓		✓			✓		✓
H12106HCFNL	✓		✓			✓		✓		✓
H12106H-6P	✓	✓	✓	✓	✓		✓			
H12106HC-6P	✓	✓	✓	✓		✓	✓			
H12106HF-6P	✓	✓	✓	✓	✓			✓		
H12106HCF-6P	✓	✓	✓	✓		✓		✓		

★ **POPULAR CONFIGURATIONS:** Most popular configurations are available for *QuickShip*. Please send requests to [customerservice@integraenclosures.com](mailto:customerservice@integraenclosures.com) to take advantage of our *QuickShip* option.



# 12X10X6 PREMIUM SERIES



**TORQUE SPECIFICATIONS:**

**Mounting Feet** - 1/4"-20 x 0.5" SS countersunk Phillips drive screws (torque limit = 32 in lbs)










**Covers/Doors** - #10-32 x 0.75" SS pan Phillips drive screws (torque limit = 10 in lbs)

**Panels** - #10-32 x 0.375" pan Phillips drive screws (torque limit = 10-15 in lbs)

[Bracketed dimensions in mm]

Register online to download detailed drawing files at [www.integraenclosures.com](http://www.integraenclosures.com)

## Accessories for 12x10x6 (For complete accessories, see pages 81-85)

 <p><b>Back Panels</b>  <b>ABP1210</b> - Aluminum panel  <b>SBP1210</b> - Steel panel  <b>PVCBP1210</b> - PVC panel</p>	 <p><b>Aluminum Swing Panel Kits</b>  <b>ABP-1210-USOPK</b> - Complete kit  <b>ABP-1210USP</b> - Panel only  <b>USOPK</b> - Hardware only</p>	 <p><b>Back Panel Adjustment Kit</b>  <b>BPAKG</b> - Gray, Set Screw  <b>BPABK</b> - Black, Set Screw  <b>UBPAKG</b> - Gray, Thumb Screw  <b>UBPAKB</b> - Black Thumb Screw</p>
 <p><b>Air Vents / Fan Shrouds</b>  <b>VENT 3</b> - Aluminum louvered  <b>VENT 2</b> - Outdoor labyrinth  <b>FS KIT1</b> - 1 piece kit  <b>FS KIT2</b> - 2 piece kit</p>	 <p><b>Steel Swing Panel Kits</b>  <b>SBP-1210-USOPK</b> - Complete kit  <b>SBP-1210USP</b> - Panel only  <b>USOPK</b> - Hardware only</p>	 <p><b>Cord Grips</b>  IP68/NEMA 4X/6P rated  See page 76 for more details and part numbers.</p>
 <p><b>Din Rail</b>  <b>DIN 10</b> - 2 rails, 4 screws</p>	 <p><b>Pole Mounting Kit</b>  <b>PMKG-210</b> - 2" pole  <b>PMKG-310</b> - 3" pole  <b>PMKG-410</b> - 4" pole  <b>PMKG-1210</b> - 12" pole</p>	 <p><b>Mounting Feet &amp; Flange Kits</b>  <b>MFKG</b> - Premium line feet  <b>MFKSS</b> - Stainless steel feet  <b>MFLK10</b> - 10" Flange kit</p>