

# 16X18X10 PREMIUM LINE



## Features & Benefits

- **Quality material** – bases, opaque covers and clear covers are all made of high-impact, UV resistant polycarbonate.
- **Flexible interior mounting** – features the unique and patented Integra adjustable depth “T-Rail” back panel mounting system (back panel and adjustable brackets sold separately).
- **Wide range** of sizes, configurations and accessories provides capabilities for every application.
- **Brass inserts** – in corner bosses for easy component installation.
- **Standard color** – light gray with a gloss finish.
- **UL-50 / c-UL Listed** (files # E229365, # E207562)



Mounting Feet



Mounting Flanges



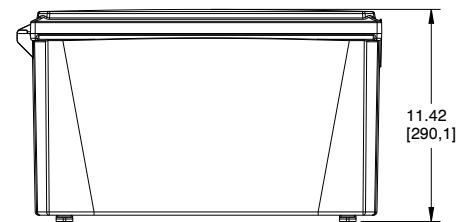
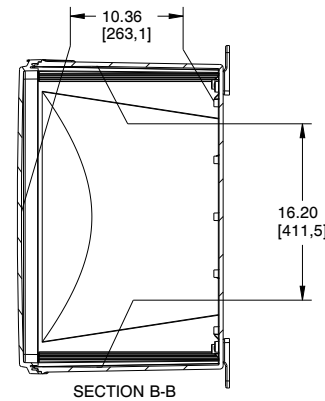
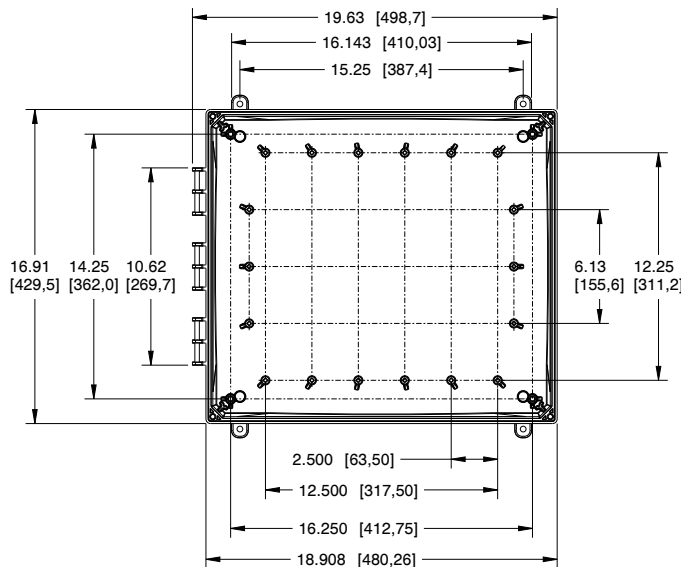
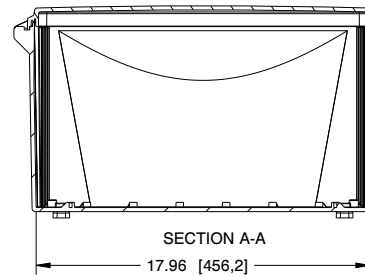
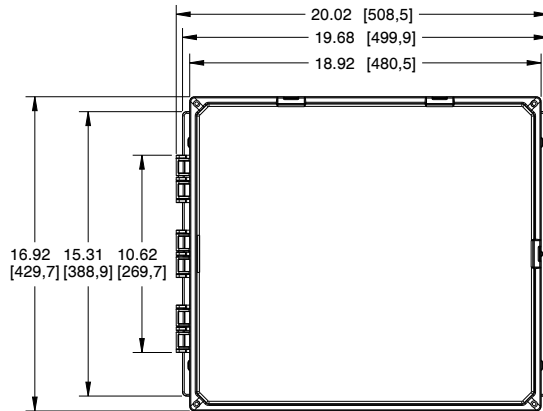
Mechanical & Thermal	Test Spec.	Unit	Rating
Instrumented Dart Impact @ 73° F	-	in-lbs	565
Falling Ball Impact @ 73° F	UL-746	in-lbs	900
Deflection Temperature @ 264 psi	ASTM D648	Deg. F	270
Modulus of Elasticity	ASTM D790	ksi	340
Temperature Range	-	Deg. F	-40 to 265
Flame Rating - UL	UL 94	-	5VA
Outdoor UV Exposure	UL	-	F1

Part Number	4X IP66	6P IP68	Hinged Cover	Screw Cover	Opaque Cover	Clear Cover	Mounting Feet	Mounting Flange	Stainless Steel Locking Latch	Non-Metallic Locking Latch
H161810H	✓		✓	✓	✓		✓			
H161810HC	✓		✓	✓		✓	✓			
H161810HF	✓		✓	✓	✓			✓		
H161810HCF	✓		✓	✓		✓		✓		
H161810H-6P	✓	✓	✓	✓	✓		✓			
H161810HC-6P	✓	✓	✓	✓		✓	✓			
H161810HF-6P	✓	✓	✓	✓	✓			✓		
H161810HCF-6P	✓	✓	✓	✓		✓		✓		

\*This enclosure has a horizontal orientation with the hinge located on the 16" side of the enclosure. Mounting Flanges to be mounted vertically on 16" sides of the enclosure.



# 16X18X10 PREMIUM LINE



**TORQUE SPECIFICATIONS:**

**Mounting Feet** - 1/4"-20 x 0.5" SS countersunk Phillips drive screws (torque limit = 32 in lbs)

**Covers/Doors** - #10-32 x 0.75" SS pan Phillips drive screws (torque limit = 10 in lbs)

**Panels** - #10-32 x 0.375" pan Phillips drive screws (torque limit = 10-15 in lbs)

[Bracketed dimensions in mm]

Register online to download detailed drawing files at [www.integraenclosures.com](http://www.integraenclosures.com)

## Accessories for 16x18x10 (For complete accessories, see pages 81-85)




**Back Panels**

- ABP1816** - Aluminum panel
- SBP1816** - Steel panel
- PVCBP1816** - PVC panel



**Aluminum Swing Panel Kits**

- ABP-1816-USOPK** - Complete kit
- ABP-1816USP** - Panel only
- USOPK** - Hardware only



**Back Panel Adjustment Kit**

- BPAKG** - Gray, Set Screw
- BPAKB** - Black, Set Screw
- UBPAKG** - Gray, Thumb Screw
- UBPAKB** - Black Thumb Screw



**Air Vents / Fan Shrouds**

- VENT 3** - Aluminum louvered
- VENT 2** - Outdoor labyrinth
- FS KIT1** - 1 piece kit
- FS KIT2** - 2 piece kit



**Steel Swing Panel Kits**

- SBP-1816-USOPK** - Complete kit
- SBP-1816USP** - Panel only
- USOPK** - Hardware only



**Cord Grips**

- IP68/NEMA 4X/6P rated
- See page 78 for more details and part numbers.



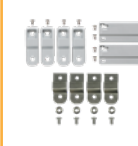
**Din Rail**

- DIN 18** - 2 rails, 4 screws



**Pole Mounting Kit**

- PMKG-218** - 2" pole
- PMKG-318** - 3" pole
- PMKG-418** - 4" pole
- PMKG-1218** - 12" pole



**Mounting Feet & Flange Kits**

- MFKG** - Premium line feet
- MFKSS** - Stainless steel feet
- MFLK16** - 16" Flange kit